

WEEK LONG SALE



FEB 8-15



ROCKER ARM COVERS FOR ALL SHOVEL



With the use of included stud spacers, these covers can be used on both 1966 thru 1981 and 1982 & later models. Replaces OEM 17516-77B, 17517-77B, 17518-80, 17519-80, 17550-80 and 17552-80.

89F344 Chrome plated rocker arm covers and pair of chrome plated stud spacers.

SOLD AS SET

ULTIMA[®] REPLACEMENT HEADS FOR SHOVELHEAD

COMPLETE STOCK REPLACEMENT CYLINDER HEADS
FOR 74", 80 & 96" SHOVELHEAD

C356-T6 Casting. 1.940 stainless Int. Valves. 1.750 stainless Ex. Valves. Manganese Bronze guides. High Silicon Wire Valve Spring with black oxide steel retainers. Compression release valves. 3-bolt exhaust manifold flange for added strength & durability. Dual plug.



- 93F114**
- 93F115**
- 93F130**
- 93F131**

- Front Natural finish. 96" bore, complete.
- Rear Natural finish. 96" bore, complete.
- Front Natural finish. stock bore, complete.
- Rear Natural finish. stock bore, complete.

74"/80" HEADS

PATENT#
D608795
D608,372

CYLINDERS FOR 74 C.I. (1200CC) & 80 C.I. (1340CC) 1966 THRU 1984



- 93F268** 1340CC CYLINDER ONLY, FRONT
- 93F269** 1340CC CYLINDER ONLY, REAR
- 93F270** 1200CC CYLINDER ONLY, FRONT
- 93F271** 1200CC CYLINDER ONLY, REAR

BIG BORE 3-5/8" CYLINDERS FOR SHOVEL



Top quality 3-5/8" bore replacement cylinders for Shovel 1966 thru 1984.
Stock length cylinder, Stroke: 3-31/32" = 82 C.L.
Stroke: 4-1/4" = 88 C.L. Stock stroke on 74 C.I. is 3-31/32".
Stock stroke on 80 C.I. is 4-1/4".

- 93F261** Front cylinder, stock length (5.330").
- 93F262** Rear cylinder, stock length (5.330").

BLACK TAPPET GUIDES FOR CYLINDERS



- 91F361** BLACK TAPPET GUIDE FOR FRONT CYLINDER - REQUIRES FLAT BOTTOM SCREWS (OEM 18600-66B)
- 91F362** BLACK TAPPET GUIDE FOR REAR CYLINDER - REQUIRES FLAT BOTTOM SCREWS (OEM 18610-66B)

REAR MASTER CYLINDER COVER 1958 / EARLY 1979



- 89F201** REAR MASTER CYLINDER COVER 1958 / EARLY 1979. CHROME (OEM 41737-63)

CHROME COIL COVER



Fits Big Twin 1965 thru 1984 and Softail® 1984 thru 1999.

- 89F70** Plain cover. OEM 31800-78.

CAM COVER FOR BIG TWIN



Chrome plated cam cover (nosecone) for end oiling pinion shaft.

- 88F53** Fits 1973 thru 1992. Replaces OEM 25258-80B and 25268-84A.

ROCKER SHAFT FOR 74 C.I. (1200CC) & 80 C.I. (1340CC) 1966 THRU 1984



- 91F287** ROCKER SHAFT (OEM 17611-66A)

ULTIMA® SHOVELHEAD 96 C.I. ENGINES



**POLISHED
FINISH**

NEW!

For those who are looking for a quality shovelhead engine at a realistic price, look no further! Our engineers have developed what we believe to be a superior motor that will please even the most die-hard shovelhead enthusiast. This Ultima® shovelhead motor offers modern technology in a nostalgic exterior, including dual plug heads, compression releases & 3 bolt exhaust manifold.

96 C.I. SHOVELHEAD ENGINE CARRIES A 6 MONTH LIMITED WARRANTY FROM ORIGINAL DATE OF PURCHASE.

For additional warranty details see SHOVELHEAD owners manual (included with purchase and/or available online @ www.ultimaproducts.com).

*NOT EPA COMPLIANT

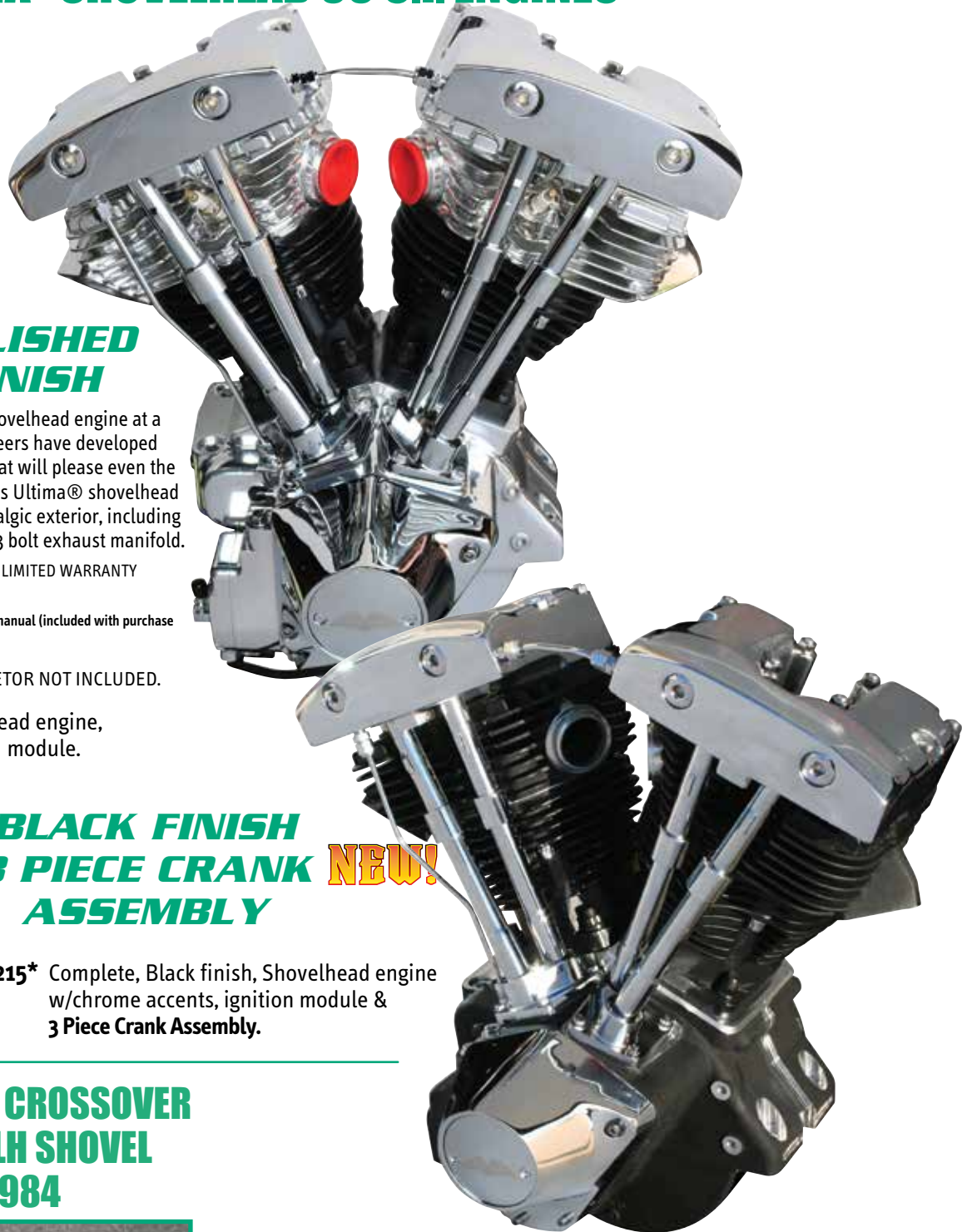
*NOTE: INTAKE MANIFOLD AND CARBURETOR NOT INCLUDED.

298F212 Complete 96 C.I. Shovelhead engine, Polished finish & ignition module.

**BLACK FINISH
3 PIECE CRANK ASSEMBLY** **NEW!**

96 CI

298F215* Complete, Black finish, Shovelhead engine w/chrome accents, ignition module & 3 Piece Crank Assembly.



ULTIMA® 1-3/4" DUAL CROSSOVER HEADERS FOR FLH SHOVEL 1970 THRU 1984



1-3/4" Dia. independent dual crossover header exhaust will fit FLH Shovel 1970 thru 1984, kick or electric start. Includes mounting bracket.

62F632 Crossover header exhaust.

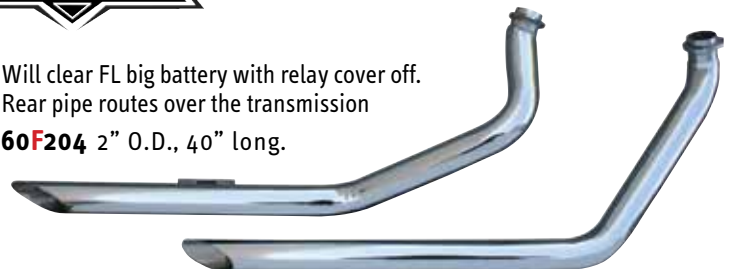
SOLD AS SET

ULTIMA® 2" DRAG PIPES FOR SHOVELHEAD 1970 & LATER



Will clear FL big battery with relay cover off.
Rear pipe routes over the transmission

60F204 2" O.D., 40" long.



BRAKE PADS FRONT & REAR FOR 1972 THRU 1984

Fits FL rear 1973 thru 1980, FL single disc front 1973 thru 1984, FX rear 1973 thru 1983 and FX & XL single disc front 1973. Replaces OEM 44135-74 & 44005-78. Dimensions: 113mm x 66.8mm x 7mm.

90F99 Midwest brake pads.



BRAKE PADS DUAL DISC FRONT FOR 1977 THRU 1983

Fits all FX, FXR & XL dual disc front. Replaces OEM 44032-77 & 44032-79. Dimensions: 69.5mm x 53.8mm x 6.5mm. SOLD AS PAIR

90F454 Midwest brake pads, metallic.



ULTIMA[®] SATIN FINISH STAINLESS STEEL BRAKE ROTOR FX & FXR, FRONT, WITH DUAL DISC, 1977 THRU 1983




Surface hardened with high chrome content on A1S1 #420 stainless plate material. Precision blanchard grinding and CNC machined holes make for a great fitting part. Superior braking performance whether it's wet or dry.



90F762 FX & FXR, Front, with dual disc, 1977 thru 1983. Uses stock mounting hardware. OEM 44137-77A. DIA./ID 10"/1.990" Countersunk Bolt pattern

DISC BRAKE ROTORS



APPLICATION

FX Rear, 1973 thru 1978. XL & FX, Front, with single disc, 1973. FL Front & Rear, 1972 thru 1978.

FX & XL Front, with single disc, 1974 thru 1977.

FX, FXR & XL Front, with dual disc, 1977 thru 1983.

OEM
NO.

DIA-
METER

BOLT
PATTERN

DRILLED

41806-72B

10"

Straight hole

90F207

41807-74

11-1/2"

Countersunk

90F206

44137-77A

10"

Countersunk

90F205

CHROME BRAKE CALIPER ASSEMBLY FL 1973 THRU 1980 REAR, FL 1972 THRU 1983 FRONT, AND FX 1973 THRU 1980 REAR

A complete replacement brake caliper for FL 1973 thru 1980 rear, FL 1972 thru 1983 front, and FX 1973 thru 1980 rear. Replaces OEM 44001-78B. Fits the boomerang style mounting bracket part No. **90-231**.

90F281 Chrome brake caliper assembly.

NOTE: Brake pads must be purchased separately.



CHROME BRAKE CALIPER ASSY. 1980 / 1983



90F439

CHROME CALIPER ASSY. 1980 / 1983 (OEM 44101-81)

NOTE: BRAKE PADS MUST BE PURCHASED SEPARATELY

CHROME STEEL 40 SPOKE SET



31F80 16" Rims. H-D[®] 74", 80" & Sportster[®] hub (steel). 6/8 Wire Gauge

Rotors of the finest quality steel or stainless steel. Precision machined and precision ground to OEM specifications. Steel rotors are zinc plated to resist corrosion and maintain "as new" appearance. Stainless steel rotors are mirror finished. ALL DISCS SOLD EACH

**SPROCKETS FOR 4 SPEED
FL, FLH & FX ALL MODELS, CAST & SPOKE
WHEELS 1973 THRU 1985**



- 94F144** 48 TOOTH SPROCKET 4 SPEED 1973 / 1985. PLAIN METAL
- 94F143** 48 TOOTH SPROCKET 4 SPEED 1973 / 1985. CHROME
- 94F141** 49 TOOTH SPROCKET 4 SPEED 1973 / 1985. PLAIN METAL

**CHROME FULL DUST COVERS FOR FOR
BIG TWIN 1936 THRU EARLY 1979**



- 89F214** FULL DUST COVER FOR FLH 1952/EARLY 1979.
- 89F215** FULL DUST COVER FOR SUPER GLIDE® 1974/EARLY 1979.

HEADLIGHT HOUSING FOR FL



- 89F107** Visor for all 7" Big Twin headlights 1949 & later. OEM 67752-77T.

**DASH PANEL FOR
FAT BOB® STYLE
GAS TANKS WITH
FLH DASH**

Perfectly chromed and formed dash panel covers the gap between Fat Bob® tanks.

- 89F191** Engraved.

CHROME
PLATED



ULTIMA® COMPLETE CHROME 40 SPOKE WHEELS



36-486

Features chrome plated OEM style or Billet hubs laced to chrome steel rims using chromed steel spokes and nipples. Included are wheel bearings, center bearing spacer and wheel seals. Available to fit standard models as well as Wide rear applications. Billet hub wheels are sealed for tubeless operation.



36-314



36-305

*** Denotes
OEM Size
Stock Wheel**

Ultima® Chrome 40 Spoke Front Wheels Pre 1999 Models w/ OEM Style Hub

Narrow Glide front, FX/XL 78/83 Dual Disc

36F486 21"x 1.85", Tapered bearing, 3/4" axle.

36F487* 21"x 2.15", Tapered bearing, 3/4" axle.

Wide Glide front, FL Single Disc 73/83

36F314* 16"x 3.00" Tapered Bearing, 3/4" Axle

Wide Glide front, FL Dual Disc 73/83

36F305* 16"x 3.00" Tapered Bearing, 3/4" Axle

Wide Glide front, FXWG 80/99 Dual Disc

36F313 16"x 3.00" Tapered Bearing, 3/4" Axle

36F310* 21"x 2.15" Tapered Bearing, 3/4" Axle



36-313

Ultima® Chrome 40 Spoke Rear Wheel

FX/XL Chain 73/83 (Must use flat sprocket)

36F606 16"x 3.50", Tapered bearing, 3/4" Axle



36-606



36-310

